
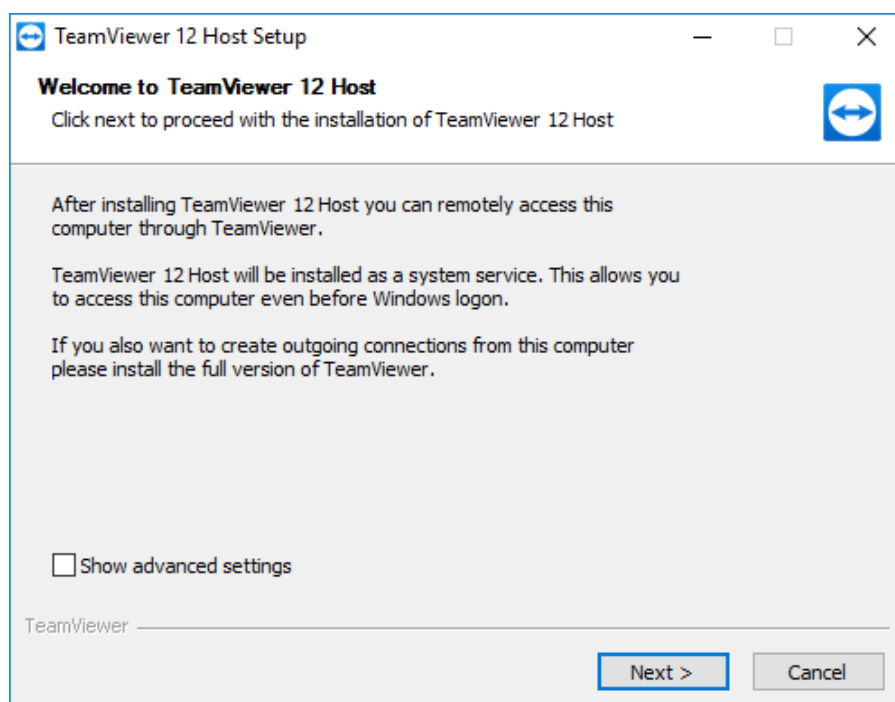


Installing TeamViewer Unattended Access

Download and run TeamViewer_Host_Setup.exe



Click "Next"



Select "Both of the above" then click "Next"

TeamViewer 12 Host Setup

Environment
How do you want to use TeamViewer?

How do you want to use TeamViewer:

- Personal / Non-commercial use
- Company / Commercial use
- Both of the above:

TeamViewer _____

Next > Cancel

Tick the box to accept the terms, then click "Next"

TeamViewer 12 Host Setup

License Agreement
Please review the license terms before installing TeamViewer 12 Host.

Press Page Down to see the rest of the agreement.

TeamViewer End-User License Agreement

If the place of purchase or your main seat or residence is located outside the USA, South America, or Canada, our contractual agreement shall be subject to the provisions of the End User License Agreement under A.

If the place of purchase or your main seat or residence is located in the USA, South America, or Canada, our contractual agreement shall be subject to the provisions of

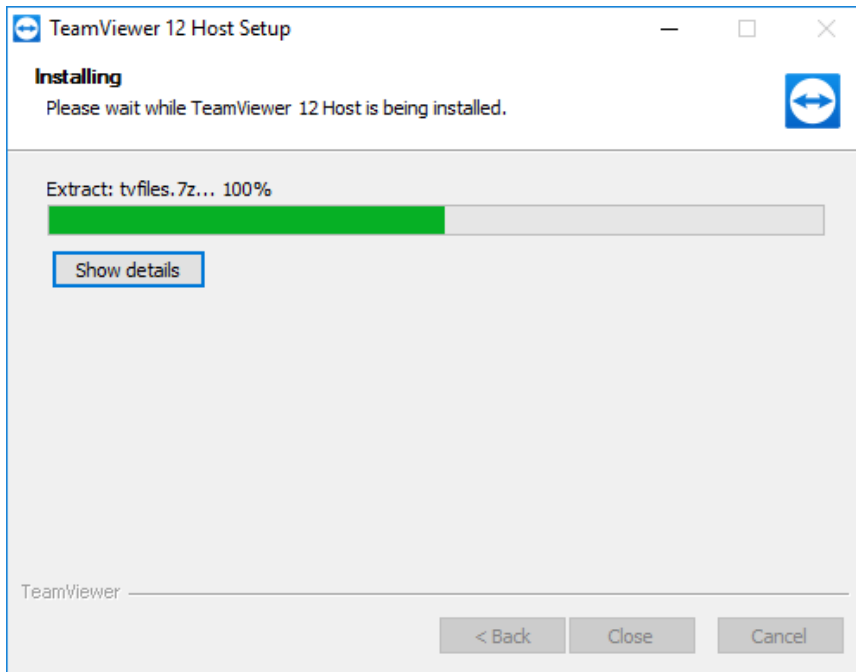
If you accept the terms of the agreement, click Next to continue. You must accept the agreement to install TeamViewer 12 Host.

I accept the terms of the License Agreement:

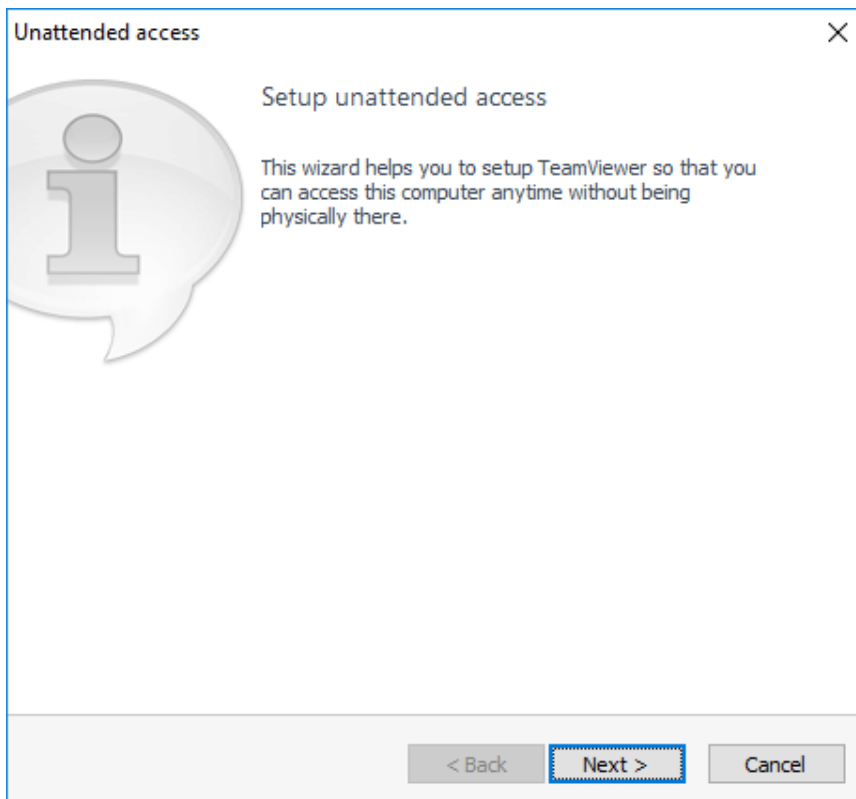
TeamViewer _____

Next > Cancel

TeamViwer will now be installed



Click "Next" to start setting up unattended access



Leave the computer name field as is

Enter “Microsoft2017£” in the password and confirm password fields

Unattended access - Step 1 of 2

Define personal password

Set a name and a personal password for this computer.

Computer name: ComputerName

Password: ●●●●●●●●●●●●

Confirm password: ●●●●●●●●●●●●

< Back Next > Cancel

Select “I don’t want to create a TeamViewer account now”, then click “Next”

Unattended access - Step 2 of 2

Add this computer to Computers & Contacts

If you have a TeamViewer account you can add this computer to the list of your computers. In your computer list you will see if this computer is online and connect to it directly.

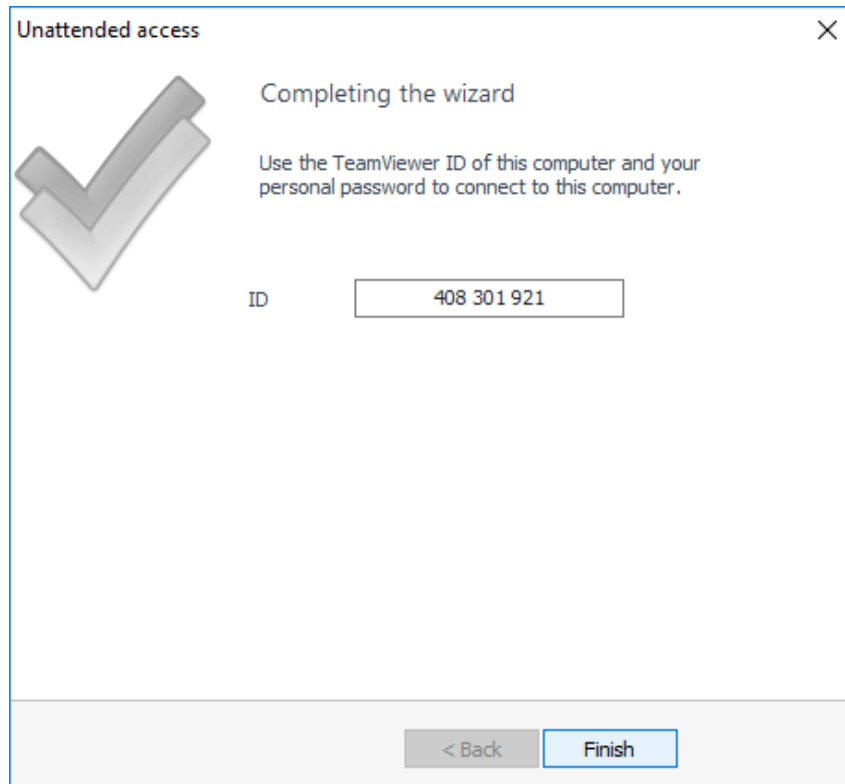
Create a free TeamViewer account

I already have a TeamViewer account

I don't want to create a TeamViewer account now

< Back Next > Cancel

You can now click "Finish"



TeamViewer is now installed and set up. Give the ID to one of our support engineers

